



# Rockland County, New York

## Cancer Burden Profile, 2008

### In 2008, the American Cancer Society estimates\*:

1,437,180 new cancer cases will be diagnosed in the U.S. - including **97,130** in New York  
 565,650 cancer deaths will occur in the U.S. - including **34,870** in New York

#### For Rockland County residents:

- > **30** individuals are diagnosed with cancer *each week*
- > **9** individuals die from cancer *each week*

#### The Burden in Rockland County:

##### Annual incidence rates have **increased**:

> There were an average of 512.9 cases per 100,000 people per year in 1991-1995. This rate was 513.6 for 2001-2005.

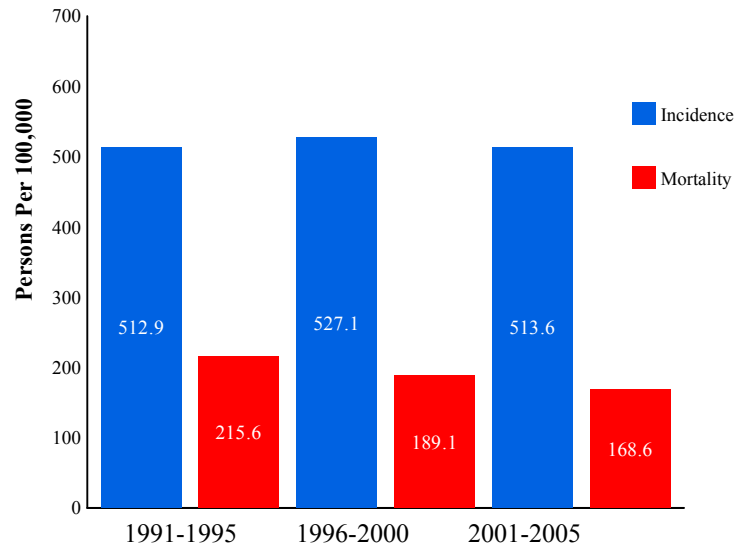
> The annual incidence rate has **increased** 0.1% since 1991-1995.

##### Annual mortality rates have **decreased**:

> There were an average of 215.6 deaths per 100,000 people per year in 1991-1995. This rate was 168.6 for 2001-2005.

> The annual mortality rate has **decreased** 21.8% since 1991-1995.

#### Incidence & Mortality Rates, 1991-2005



Note: Rates are per 100,000, age-adjusted to the 2000 US Standard Population

Source: NYS DOH, State Cancer Registry, 2008

#### Four cancer sites represent **52.4%** of all new cancer cases and **46.6%** of all new cancer deaths in Rockland County\*\*:

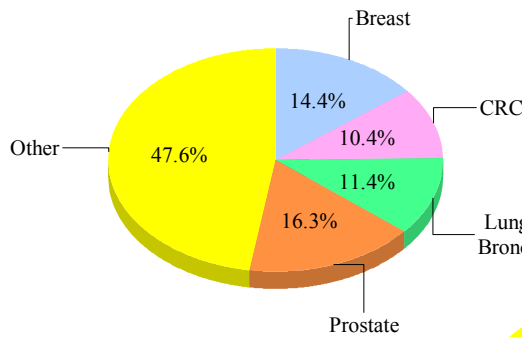
Lung & bronchus cancers account for **11.4%** of all cancer cases and **24.1%** of all cancer deaths. This disproportionate mortality highlights the crucial need for prevention & cessation of tobacco use.

Prostate cancer accounts for **16.3%** of all cancer cases and **4.5%** of all cancer deaths.

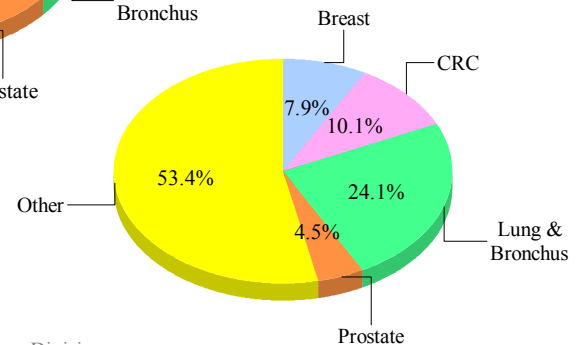
Female breast cancer accounts for **14.4%** of all cancer cases and **7.9%** of all cancer deaths.

Colorectal cancer accounts for **10.4%** of all cancer cases and **10.1%** of all cancer deaths. This reflects the lower screening & early detection rates for this cancer.

#### Percent of All Cases



#### Percent of All Deaths



\* American Cancer Society, Cancer Facts & Figures, 2008

\*\* Estimate based on average annual cases and deaths 2001-2005 NYS DOH, State Cancer Registry, 2008

Rockland County Demographics		
	Rockland	NYS excl. NYC
Total Population (2007)	293,644	11,132,729
Population Density (people / sq. mile. 2007)	1,685	237
Percent Population Age 65+ (2007)	13.1%	14.0%
Percent Population in Poverty (2005)	10.3%	13.9% (NYS)
Median Household Income (2007)	\$79,108	\$57,671
Less than H.S. Diploma (% of 25+ pop., 2007)	9.2%	10.8%

Source: U.S. Census Bureau, Thomson Healthcare-Medstat, 2008

Rockland County Cases & Deaths Per Year 2001-2005				
Cancer Site	Cases		Deaths	
	Male	Female	Male	Female
All Sites	790	751	237	252
Colorectal	81	79	26	23
Lung & Bronchus	90	85	62	56
Female Breast	n/a	222	n/a	39
Prostate	250	n/a	22	n/a


Source: NYS DOH, State Cancer Registry, 2008

Rockland County Average Annual Incidence & Mortality Rates, 2001-2005*					
<b>All Cancers (All malignant cancers)</b>			<b>Lung &amp; Bronchus</b>		
	Incidence Rates		Mortality Rates		
	Male	Female	Male	Female	
NYS excl. NYC	594.3	453.8	227.6	165.9	
Rockland	598.8	456.7	201.2	150.5	
<b>Colorectal</b>			<b>Prostate</b>		
	Incidence Rates		Mortality Rates		
	Male	Female	Male	Female	
NYS excl. NYC	64.5	48.6	23.1	16.6	
Rockland	66.3	47.3	22.6	13.5	
<b>Female Breast</b>			<b>Melanoma of the Skin</b>		
	Incidence Rates		Mortality Rates		
	Male	Female	Male	Female	
NYS excl. NYC	n/a	134.0	n/a	25.5	
Rockland	n/a	135.2	n/a	23.1	

\* Rates are per 100,000 persons age-adjusted to the 2000 U.S. standard population.  
 # Rate is suppressed when fewer than 5 cases or deaths to ensure statistical reliability  
 Source: NYS DOH, State Cancer Registry, 2008

Local American Cancer Society Office

95 Schwenk Dr.  
 Kingston, NY 12401  
 Phone 1-800-ACS-2345 or www.cancer.org



Rockland County Percent of Cases Detected at Early Stage, 2001-2005		
The best survival rates occur for those who are diagnosed with early stage disease.		
Cancer Site	Rockland County	NYS excl. NYC
Colorectal-Male	43.4%	44.2%
Colorectal-Female	45.4%	42.1%
Female Breast	65.0%	65.3%
Prostate	91.3%	87.8%

Source: NYS DOH, State Cancer Registry, 2008